



TERRA





BEAUTIFULLY BOLD

Bond wherever you go

Turn every planned or unplanned journey into a full-on, family adventure, no matter what the activity.

The Nissan TERRA offers all-terrain tough, tech and family safety in a package that caters for something special to everyone, in every seat. Take the world on together, in the all-new Nissan TERRA: Ready For Anything.

ESCAPE THE ORDINARY

Bold design inside and out

The new Nissan TERRA reflects beauty, confidence and refinement from every angle.

Its sculpted body is daring as it is elegant; dynamic stylish chrome accents; low-profile aluminium roof rails and 18-inch alloy wheels to take on the world with confidence, and in style.



A

Quad LED Projector headlamps with signature LED DRLs

B

Sculpted body and stylish accents

C

Crisp LED tail lamps

D

Brilliance in every detail

E

Machine-finished 18-inch two-tone alloy wheels



FEATURES AND SPECIFICATIONS ARE SUBJECT TO CHANGE DEPENDING ON MARKET AND GRADE. PLEASE CONSULT YOUR LOCAL NISSAN DEALERSHIP FOR MORE INFORMATION.



ULTIMATE CONVENIENCE

Control with comfort

Embark on your daily adventures in unparalleled comfort. Expect a sleek driver cockpit and dashboard layout, with plush leather-appointed seats, and a leather stitched steering wheel and gear lever. Control all infotainment from the multifunction steering wheel and let NASA-inspired Zero Gravity front row seats assist in reducing fatigue on those longer journeys.



Multifunctioning steering wheel with 3.5-inch TFT display to stay in control with your eyes on the road


15W WIRELESS CHARGING

Unplugged but fully charged. Wireless charging allows you to stay connected without depending on a connection point.




AUTOMATIC DIMMING REAR-VIEW MIRROR

An automatic dimming rear-view mirror keeps the sun and bright headlights at bay for uninterrupted driving.



ELECTRONIC PARKING BRAKE

A leap from the traditional handbrake, a flick of a button activates the holding mechanism and electronically applies the brake pads to the rear wheels.



PUSH STOP START

Lock and unlock the doors and trunk by simply pressing the Request Switch on the door handle when you have your TERRA Intelligent Key on you. Then start or stop the car with a touch of a button for a seamless, keyless experience.

SPACIOUS INTERIOR

Premium comfort
in every seat

The Nissan TERRA offers best-in-class interior space. Three rows with seven seats are arranged in an amphitheatre-style giving all passengers better visibility. Conveniences include a fold-out armrest with cupholders, climate control and multiple USB and 12V charging points offering something special in every seat.



QUICK ACCESS WITH SECOND-ROW SEAT RELEASE

With only a press of a switch from the driver's control, the second row seats fold and tumble so that passengers can enter and exit hassle-free.



INTELLIGENT INTEGRATION

Smart tech to stay connected

Stay connected at the speed of life in the all-new Nissan TERRA. With an impressively large 9-inch touchscreen display, your information, music, and contacts will always be right in front of you. Enjoy premium sound with an 8-speaker Bose® sound system.

Thanks to Nissan Intelligent Mobility, the TERRA keeps up with you and your tech, wherever your adventure takes you.



NISSAN CONNECT
Nissan A-IVI with
Android Auto™
and Apple CarPlay®



Places to be and people to see? Just ask Siri. Equipped with Siri® voice control, wireless Apple CarPlay® brings your contacts, favourite messaging apps, Apple Music playlists, Apple Maps and more on board with your TERRA.



With Android Auto™, you can keep your eyes on the road and hands on the wheel while using your voice to help you with your day. Ask Google to play your favourite song, navigate home, or respond to a text hands-free. Just say, "Hey Google" or long press the voice control button on your steering wheel.

CONFIDENT PERFORMANCE

The power to perform any terrain

The all-new TERRA combines horse power and brain power in a way that gives you the confidence to conquer all rugged terrains, as well as the city streets and wide open roads. Purpose built for unique and unforgiving African conditions, this boldly styled and technologically advanced pickup arrives fully loaded with features to keep you and your loved ones connected, safe and comfortable, no matter where the road takes you.



2.5L DDTI INTERCOOLED
TURBO DIESEL ENGINE

2.5L MULTIPOINT MANIFOLD
INJECTION PETROL ENGINE

Choose between smooth petrol efficiency or turbo-charged diesel torque, across the TERRA range. Various power output engines are now on offer in both petrol and diesel, to suit every leisure or business need. Combined with a 7-speed automatic or a 6-speed manual transmission, you'll be sure to have all the power to load, haul or cruise when you need it most.

POWER TORQUE
140kw 450Nm

POWER TORQUE
124kw 241Nm

FEATURES AND SPECIFICATIONS ARE SUBJECT TO CHANGE DEPENDING ON MARKET AND GRADE.
PLEASE CONSULT YOUR LOCAL NISSAN DEALERSHIP FOR MORE INFORMATION.



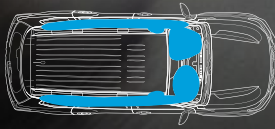
VEHICLE DYNAMIC
CONTROL (VDC)

Seven sensors monitor driver inputs and vehicle motion, gently aiding the vehicle's ability to stay on the driver's intended path. Vehicle Dynamic Control helps control and limit both understeer and oversteer, maintains optimum traction and even applies brake pressure to reduce wheel slip on loose road surfaces.



ELECTRONIC BRAKE FORCE
DISTRIBUTION (EBD) WITH BRAKING
ASSIST (BA)

Reduce stopping distances in emergencies by up to 15% with Braking Assist. The TERRA detects panic braking and automatically increases pedal pressure for confident, controlled braking to avoid collisions at high speed.



SIX SRS AIRBAGS FOR
ALL ROUND PROTECTION

Six SRS airbags protect your loved ones from all angles - the front, sides and on the windows. In case of heavy collision, they will automatically inflate to reduce the impact for the driver and those seated at the back.



HILL START ASSIST (HSA) AND HILL DESCENT CONTROL (HDC)

Manage steep declines with HSA and HDC tech that automatically adjusts your speed and brake pressure to keep your drive controlled and safe.



LEADING DRIVE ANGLES

Impressive angles of approach (32.3°) and departure (26.6°), along with 225mm of clearance, gives the TERRA the capability to travel off the beaten path confidently.

OFF-ROAD TECHNOLOGY


Capability that is ready for new adventures

Tough engineering plus advanced technology shift your drive to a different scale. A durable suspension and a rigid fully boxed ladder frame resist bending and twisting to keep you moving over tough terrains. Add 800mm water wading depth and your crew is ready for anything.



SHIFT ON-THE-FLY 4X4

Going off-road? You'll need more grip. The TERRA's On The Fly 4X4 system allows you to instantly switch between efficient 2WD and the powerful 4H. Navigate obstacles, deep sand, snow, mud, or your daily roads with ease.



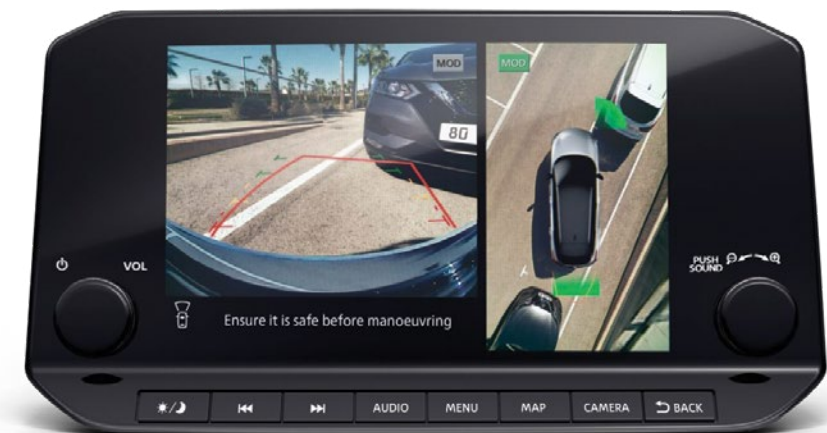
ELECTRONIC LOCKING REAR DIFFERENTIAL

Need a little extra power to push forward? When 4LO isn't enough on a steep incline, flip the switch and the Electronic Locking Rear Differential will deliver equal power to both rear wheels to help boost traction.



Around View Monitor with Moving Object Detection and Off-Road Mode

Unlock the joy of confident driving with Nissan Intelligent Mobility features, and keep your loved ones safe in urban and remote environments.



AROUND VIEW MONITOR (AVM)
Four HD cameras monitor your surroundings to build a 360° bird's eye composite split screen view of your surroundings, for ultimate driving confidence.



AVM WITH MOVING OBJECT DETECTION (MOD)
Detects moving objects around the vehicle and proactively alerts the driver through audible and visual information by displaying a yellow frame where a moving object has been detected.



AVM WITH OFF-ROAD MODE
Activated in 4LO mode, the AVM looks out for hazards like potholes and cliff edges for safe navigation on treacherous terrain.

FEATURES AND SPECIFICATIONS ARE SUBJECT TO CHANGE DEPENDING ON MARKET AND GRADE.
PLEASE CONSULT YOUR LOCAL NISSAN DEALERSHIP FOR MORE INFORMATION.



2nd and 3rd Rows Up
440mm
of flat luggage space

3rd Row Down
1 000mm
of flat luggage space

2nd and 3rd Rows Down
1 643mm
of flat luggage space

FEATURES AND SPECIFICATIONS ARE SUBJECT TO CHANGE DEPENDING ON MARKET AND GRADE.
PLEASE CONSULT YOUR LOCAL NISSAN DEALERSHIP FOR MORE INFORMATION.



LOADING FLEXIBILITY

Designed for versatility

The Nissan TERRA adapts to your needs. With the 60/40 split-folding second row and a 50/50 split third row, the TERRA gives you endless cargo-carrying options that takes the hassle out of packing and unpacking so that you can get the most out of your day.

Fold all the seats flat to reveal the longest flat luggage floor in this car segment.



Colours and Dimensions



White P - QX1



Black - G42



Red S - AX6



Silver - K23



Grey - K21



Dark Red - NAW



Brown - CAU



1 865 mm

1 870 mm



4 900 mm



AT NISSAN WE KEEP OUR PROMISES AND TAKE CARE OF OUR FAMILY

Servicing and repairing your Nissan at an authorised Nissan dealership is the way to go. Our Nissan technicians are highly trained specialists that know your Nissan better than anyone. They will use Genuine Nissan Parts, Genuine Nissan Accessories to ensure quality, reliability and to keep your vehicle performing to optimum standards. Nissan aims to keep you and your vehicle on the road with total peace of mind - for as long as possible. That is the Nissan Aftersales commitment.

Nissan TERRA

Specifications & Features

MODEL		SE 4X4	LE 4X2	LE 4X4	SE 4X2	SE 4X4
ENGINE						
Engine		Diesel	Diesel	Diesel	Gasoline	Gasoline
Displacement	cc	2488	2488	2488	2488	2488
Number of Cylinders		4	4	4	4	4
Air Intake		w/ turbo	w/ turbo	w/ turbo	w/o turbo	w/o turbo
Bore and Stroke	mm	89.0 x 100.0	89.0 x 100.0	89.0 x 100.0	89.0 x 100.0	89.0 x 100.0
Maximum Power	kW/rpm	140/3600	140/3600	140/3600	124/6000	124/6000
Maximum Torque	Nm/rpm	450/2000	450/2000	450/2000	241/4000	241/4000
Fuel Type		Diesel	Diesel	Diesel	Gasoline	Gasoline
Fuel Tank Capacity	ℓ	78	78	78	78	78
Emissions Level		euro1 / euro 2 (GHA & NIG)	euro1 / euro 2 (NIG)	euro1 / euro 2 (GHA & NIG)	euro4	euro4
TRANSMISSION & DRIVE TRAIN						
Transmission		6MT	7AT	7AT	6MT	6MT
Gear Ratio	1st	4,6851	4,8867	4,8867	4,6851	4,6851
	2nd	2,4785	3,1697	3,1697	2,4785	2,4785
	3rd	1,6238	2,0271	2,0271	1,6238	1,6238
	4th	1,2075	1,4118	1,4118	1,2075	1,2075
	5th	1,000	1,000	1,000	1,000	1,000
	6th	0,8086	0,8642	0,8642	0,8086	0,8086
	7th	-	0,7745	0,7745	-	-
	Reverse	4,7091	4,041	4,041	4,7091	4,7091
	Final drive	3,538	3,357	3,357	3,538	3,538
Electronic Rear Differential Lock		-	-	o	-	-
Brake Limited Slip Diff		-	o	o	-	-
SUSPENSION						
Front Suspension		Independent Double Wishbone Type	Independent Double Wishbone Type	Independent Double Wishbone Type	Independent Double Wishbone Type	Independent Double Wishbone Type
Rear Suspension		5-Link Rigid	5-Link Rigid	5-Link Rigid	5-Link Rigid	5-Link Rigid
WEIGHTS & CAPACITY						
Gross Vehicle Mass (GVM)	kg	2720	2650	2720	2500	2500
Min Kerb Weight	kg	2108	2076	2150	1863	1944
Max Kerb Weight	kg	2108	2091	2169	1863	1944
Payload	kg	612	559	551	637	556
Permissible Axle Weight Front	kg	1320	1320	1320	1320	1320
Permissible Axle Weight Rear	kg	1550	1600	1550	1600	1500
DIMENSION						
Overall Length	mm	4900	4900	4900	4900	4900
Overall Width (Excluding Mirrors)	mm	1870	1870	1870	1870	1870
Overall Height	mm	1865	1865	1865	1865	1865
Wheelbase	mm	2850	2850	2850	2850	2850
Ground Clearance (Rear Axle)	mm	225	225	225	225	225
Front Track	mm	1565	1565	1565	1565	1565
Rear Track	mm	1570	1570	1570	1570	1570
Turning Circle (Kerb to Kerb)	m	5,7	5,7	5,7	5,7	5,7
Approach Angle	Degrees	32,1	32,1	32,1	32,1	32,1
Departure Angle	Degrees	26,4	26,4	26,4	26,4	26,4

o = Feature Included | - = Feature Excluded

Nissan TERRA

Specifications & Features

MODEL		SE 4X4	LE 4X2	LE 4X4	SE 4X2	SE 4X4
WHEELS & TYRES						
Wheel Size and Type		17x7J	18x7J	18x7J	17x7J	17x7J
Tyre		255/65R17	255/60R18	255/60R18	255/65R17	255/65R17
Spare Wheel		Alloy	Alloy	Alloy	Alloy	Alloy
EXTERIOR						
Grill		o	o	o	o	o
Front Bumper		o	o	o	o	o
Rear Bumper		o	o	o	o	o
Side Steps		o	o	o	o	o
Roof Rails		o	o	o	o	o
Door Mirror Finish		Black	Chrome	Chrome	Black	Black
Door Mirrors		Elec. Adjust + Manual Fold	Elec. Adjust + Elec. Fold + Auto Fold + Turn Signal	Elec. Adjust + Elec. Fold + Auto Fold + Turn Signal	Elec. Adjust + Manual Fold	Elec. Adjust + Manual Fold
Door Handles		Chrome	Chrome	Chrome	Chrome	Chrome
Front and Rear Mudflaps		o	o	o	o	o
Front Towing Hook		o	o	o	o	o
LED Headlights		o	o	o	o	o
Front Fog Lights		-	o	o	-	-
Daytime Running Lights		-	o	o	-	-
COMFORT & CONVENIENCE						
Seating Capacity		7	7	7	7	7
Seat Material		cloth	leather	leather	cloth	cloth
Driver Seat Adjustment		manual	power	power	manual	manual
Passenger Seat Adjustment		manual	manual	manual	manual	manual
Seat Upholstery		o	o	o	o	o
Front Cupholders		o	o	o	o	o
Front Door Storage Pockets and Bottle Holder		o	o	o	o	o
Rear Door Storage Pockets and Bottle Holder		o	o	o	o	o
Sunglass Holder		o	o	o	o	o
Rear Seat Armrest with Cupholders		o	o	o	o	o
12V Outlet x3		o	o	o	o	o
USB Port (USB-Ax2 & USB-Cx2)		o	o	o	o	o
Air-conditioning		manual	auto dual zone	auto dual zone	manual	manual
Rear Air Vents		o	o	o	o	o
Wireless Charger		-	o	o	-	-
Power Windows with Driver Auto Up/Down Button		o	o	o	o	o
Central Locking		o	o	o	o	o
Speed Sensing Auto Door Lock		o	o	o	o	o
Intelligent Key with Keyless Entry and Push Start Button		o	o	o	o	o
Auto Dimming Rear View Mirror		-	o	o	-	-
AUDIO & CONNECTIVITY						
7" Display Audio		o	-	-	o	o
Steering wheel audio controls		-	o	o	-	-
Nissan Connect (with Android Auto and Apple Car Play)		-	o	o	-	-
9" Display Audio + USB+ BTHF		-	o	o	-	-
Navigation		-	o	o	-	-
Speakers		4	6	8	4	4

Nissan TERRA

Specifications & Features

MODEL		SE 4X4	LE 4X2	LE 4X4	SE 4X2	SE 4X4
SAFETY & SECURITY						
Driver and front passenger airbags		o	o	o	o	o
Side airbags		-	o	o	-	-
Curtain airbags		-	o	o	-	-
Front seat belts 3-point ELR with pre-tensioner, load limiter and seatbelt reminder		o	o	o	o	o
ISOFIX child seat anchorage		o	o	o	o	o
Anti-theft system (Immobilisor)		o	o	o	o	o
Alarm		o	o	o	o	o
Anti-lock Braking System (ABS)		o	o	o	o	o
Electronic Brake force Distribution (EBD)		o	o	o	o	o
Brake Assist (BA)		o	o	o	o	o
Vehicle Dynamic Control (VDC)		-	o	o	-	-
Hill Start Assist (HSA)		-	o	o	-	-
Hill Descent Control (HDC)		-	-	o	-	-
Around View Monitor		-	o	o	-	-
Moving Object Detection		-	o	o	-	-
Cruise Control		-	o	o	-	-
Front brakes - ventilated discs		o	o	o	o	o
Rear brakes - drum		o	Disc	Disc	o	o

o = Feature Included | - = Feature Excluded

*Navigation Not Available In The Following Markets: CAF, CAR, CGO, CHD, CMR, ETH, GAM, GBS, GNE, GUN, IVO, LIB, MLG, SAO

Nissan's commitment to quality: To provide all customers with a consistently high level of quality, Nissan applies the same standards worldwide, to ensure that all Nissan owners enjoy peace of mind for the lives of their vehicles. The approach is based on quality from the customer's perspective on three key elements: First, the expectation of a smooth driving experience with complete peace of mind. Second, the intangible appeal of a vehicle, its power to captivate and excite, with features that capture attention and imagination. Third, the level of attentiveness and service during the sales process, and long after the sale is concluded.

Legal notice: Every effort has been made to ensure that the contents of this brochure is correct at the time of going to print (February 2022). This brochure may be produced featuring prototype or accessorised vehicles exhibited at motorshows and in accordance with the company's policy of continuously improving its products. Nissan South Africa reserves the right to change the specifications and the vehicles described and shown in this brochure at any time. Nissan dealers will be informed of any such modifications as quickly as possible. Please check with your local Nissan dealer to receive the most up-to-date information. Due to the limitations of the printing process used, the colours shown in this brochure may differ slightly from the actual colours of the paint and interior trim material used. All rights reserved. Reproduction in whole or part of this brochure without the written permission from Nissan is forbidden.



Nissan's commitment to the environment
Nissan's environmental philosophy embraces people, vehicles and nature. In the pursuit of a sustainable mobile society, the Nissan Green Program aims to reduce the environmental impact of Nissan vehicles at every stage of the vehicle life cycle, while corporate activities address environmental challenges.

